

K&H 3 & 4 Pet Steps with Storage

Assembly Instructions

Made in China
K&H Pet Products, Central Garden & Pet
Colorado Springs, CO
www.khpet.com | (719) 591-6950



Thank you for purchasing the 3 Pet Steps with Storage or the 4 Pet Steps with Storage by K&H Pet Products. Both were designed for pets who need assistance getting on and off of furniture. This product also includes room inside to store pet toys. When used properly, your K&H Pet Steps will last for many years to come.

Recommended for Small to Medium Sized Dogs

ASSEMBLY INSTRUCTIONS:

PLEASE NOTE: These instructions show assembly of the 3 Pet Steps with Storage but also apply to the 4 Pet Steps with Storage with a slight variance.

1

Lay out contents of the box on a table or floor. You will have (1) large main structure that's folded up, (3) flat rectangle support pieces, and (3) fleece covered stair steps. **See FIGURE 1.**

NOTE: If you purchased the K&H 4 Pet Steps with Storage, you will have (1) large main structure that's folded up, (4) flat rectangle support pieces, and (4) fleece covered stair steps.

2

To start, unfold the main structure and insert one of the flat rectangle support pieces into the far side of the first open stair. **See FIGURE 2.** Insert to the side of the two fabric support straps.

Once inside the main structure, press down on the support piece until it rests flat against the bottom of the main structure. Repeat this on each open step until each one contains a support piece resting on the bottom.

3

Now locate the fleece covered steps and lay one on the first open step resting it on the two sewn-in fabric supports. **See FIGURE 3.** Make sure that the step is seated securely on the first stair.

4

Repeat until each stair has a fleece covered step. **See FIGURE 4.** Your K&H Pet Steps with Storage are now ready for use!

ADDITIONAL PRODUCT FEATURES:

- 1) Your K&H Pet Steps offer a convenient storage feature that's easy to use. Simply remove the fleece steps to reveal space inside to store pet toys! **See FIGURE 5.**
- 2) The fleece steps have removable covers and can be machine washed. Turn over to the back side and unfasten the hook and loop material. Remove the rectangle support piece then wash covers. **See FIGURE 6 & 7.** Care instructions below.



Figure 1




Figure 2



Figure 3



Figure 4



Figure 5




Figure 6





Figure 7



K&H 3 Pet Steps with Storage

K&H 4 Pet Steps with Storage

CARE INSTRUCTIONS:

It's recommended to machine wash the removable stair covers in cold water and line dry. Before washing, remove the inside support piece and close the hook and loop opening to keep the hook and loop material from snagging the fleece fabric during the wash cycle. The outside denier fabric can be wiped clean with a damp cloth.

K&H Limited One Year Warranty

Our warranty is as follows: K&H Pet Products warrants to the original consumer, that this product will be free of defects and workmanship for a period of one year from the date of purchase. The manufacturer's liability hereunder is limited to replacement of the product. This warranty is void if the product has been damaged by accident, unreasonable use, neglect, tampering, or other causes not arising from defects in material and workmanship.

To exercise your warranty: If, during the warranty period, your product malfunctions, return it to the place of purchase with your **original purchase receipt**. If this cannot be done, return the product, postage prepaid, to K&H Pet Products, with a **dated proof of purchase or original date receipt**. A return authorization number can be obtained by calling (719) 591-6950 and must accompany all returns to manufacturer. Please include a note explaining the problem when returning the product.